



EUROPEAN WEEK FOR WASTE REDUCTION

HOW TO REGISTER YOUR EWWR ACTION



Supported by





Step 1. Create an account

- Visit www.ewwr.eu
- Click on “Register”
- If you already have an account, click on “Login”

Something's missing? Help us!

LOGIN

REGISTER

PIPED

ACTIONS

TOOLS

PRESS & MEDIA

CONTACT US

the EWR Steering Committee



Step 1. Create an account





2 OPTIONS:

1. Choose an username and an email, then click on "Register"
 - Check your email and reset your password
2. Login with Facebook/Google


Username

Email


ATTENTION
Actions taking place in


-  CATALONIA
-  GERMANY
-  FRANCE
-  HUNGARY

need to be registered on [external websites.](#)

Je ne suis pas un robot 
reCAPTCHA
Confidentialité - Conditions

Registration confirmation will be emailed to you.

 Continue with Facebook

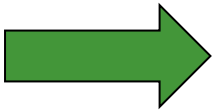
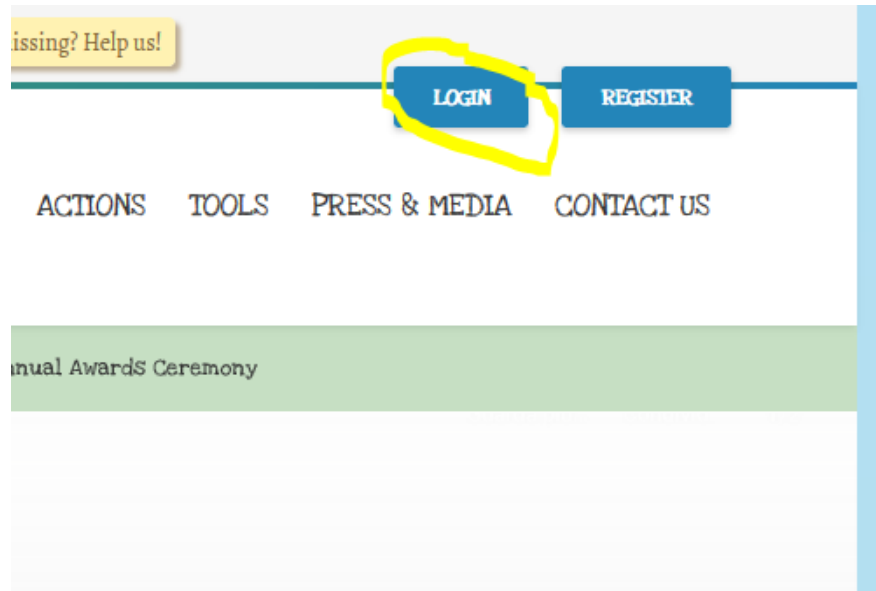
 Continue with Google



Step 2. Log into your account

If you choose option 1, this window will appear. Check your email and then log in with your credentials.


You can log in anytime from ewwr.eu



Registration complete. Please check your email.


Username or Email Address


Password

Je ne suis pas un robot  reCAPTCHA

Remember Me

[Log In](#)

 Continue with Facebook

 Continue with Google

[Register](#) | [Lost your password?](#)

[← Back to EWWR](#)





Step 3. Add an action

- Click on “**New**” to directly add an action
- Click on “**My Action**” to manage your actions
- Click on “**Profile**” if you want to change the language or customise your profile

Dashboard

Welcome to EWWR

Welcome!

[Click here if you want to manage or add ACTIONS](#)

[Click here if you want to edit your profile \(i.e. change dashboard language\)](#)

ATTENTION
Actions taking place in

- CATALONIA
- GERMANY
- FRANCE
- HUNGARY

need to be registered on [external websites.](#)



Step 3. Add an action

From “My Action”
click on “add a new
action”

The screenshot shows the WordPress dashboard interface. On the left sidebar, the 'My Action' menu item is highlighted in blue. In the main content area, the 'Action' section is visible, and the 'Add a new action' button is circled in yellow. Below the button, there is a filter dropdown set to 'All dates' and a 'Filter' button. The main content area also displays a table with columns for 'Title' and 'Entity types', and a message 'No Action found'.



Step 4. Fill in the registration form

WordPress dashboard interface for "Add a new action".

Top navigation: EWWR, 0, + New, Howdy, New user, Screen Options

Left sidebar menu: Dashboard, PublishPress, My Action, All Actions, Add a new action, Profile, Collapse menu

Main content area: "Add a new action" form with a title input field.

Section: Practical information about the action developer

ATTENTION

Actions taking place in

- CATALONIA
- GERMANY
- FRANCE
- HUNGARY

need to be registered on [external websites.](#)

Language selection: ENG, FRA, ITA, ESP, POR, NED, SWE, SLO, BUL, TUR

Registration form details:

Registration Form

Your awareness-raising action for the European Week for Waste Reduction

This registration form should be filled with precise but concise information. Keeping the description of your EWWR action clear is essential to ensure a good understanding of your action.

Right sidebar: Publish section with buttons for Save Draft, Preview, Publish, and status/visibility options (Status: Draft Edit, Visibility: Public Edit, Publish immediately Edit).



Step 4. Fill in the registration form

Don't forget to apply for the **EWWR Awards!**
Info on the EWWR Awards: <https://ewwr.eu/project/#awards>

Would you like to enter your EWWR action to compete for the EWWR awards? *

No Yes

FRA Souhaitez-vous que votre action SERD concourt pour les Trophées de la SERD?

ITA Vorresti che la tua azione SERR concorresse alle premiazioni SERR?

ESP ¿Le gustaría presentar su acción a los Premios Europeos de la Prevención de Residuos?

POR Gostaria inscrever a sua ação EWWR para concorrer aos prémios EWWR?

NED Wenst u deel te nemen aan de Awards wedstrijd?

SWE Vill du att ditt projekt ska delta i tävlingen EWWR Award?

SLO Se želite potegovati za nagrado Evropskega tedna zmanjševanja odpadkov?

BUL Искате ли да въведете вашето действие по ECHO, за да се състезавате за наградите на ECHO?

TUR EWWR faaliyetinizin EWWR ödülleri için yarışmasını ister misiniz?



Step 5. Click on "Publish"

ENG

FRA

ITA

ESP

POR

NED

SWE

SLO

BUL


TUR

Please send your results and evaluation after the end of the EWWR to your Coordinator! It will help your Coordinator to select its nominees.

I hereby submit my action for registration within the framework of the European Week for Waste Reduction.

To Save your action, use the [PUBLISH button](#)


A confirmation email
will be sent to you


Howdy, New user 


Screen Options ▾

Publish ▲

[Save Draft](#) [Preview](#)

 Status: Draft [Edit](#)

 Visibility: Public [Edit](#)

 Publish immediately [Edit](#)

[Publish](#)



HOW TO EDIT/DELETE YOUR ACTION

From “**My Action**” you can manage all your actions.


If you click on “**Edit**” you will be able to change all the fields of your submission.

The screenshot shows a web application interface for managing actions. The sidebar on the left contains navigation links: Dashboard, Posts, PublishPress, My Action (highlighted), All Actions, Add a new action, Profile, and Collapse menu. The main content area is titled 'Action' and includes an 'Add a new action' button. Below the title, there are filters for 'All (1) | Published (1) | Trash (7)', a 'Bulk Actions' dropdown, an 'Apply' button, and a date filter 'All dates' with a 'Filter' button. The main content area displays a list of actions with checkboxes, titles, and entity types. The 'Digital Clean-up' action is highlighted in yellow, and its 'Edit' button is also highlighted in yellow. The interface also includes a 'Cache' button and another 'Bulk Actions' dropdown with an 'Apply' button at the bottom.



SAVE YOUR CHANGES


When you are done editing, click on "Update"


Howdy, test 


Screen Options ▾

Publish ▲

[Preview Changes](#)

 Status: Published [Edit](#)

 Visibility: Public [Edit](#)

 Published on: Sep 1, 2020 at 08:30 [Edit](#)

[Move to Trash](#) [Update](#)



SHARE YOUR ACTION!

Find your action on the [EWR database](#) and share it!

EUROPEAN WEEK
FOR WASTE
REDUCTION

PROJECT

TAKE PART

GET INSPIRED

ACTIONS

TOOLS

PRESS & MEDIA

DISCOVER THE EWR ACTIONS

Explore the map or search the database

These actions refer to the 2020 edition of the EWR.



Help the world,
share this action!